12-1911.

Form A.

BUREAU VERITAS

CLASSIFICATION REPORT

SECTION N°

District

Surveyor's N° 1

Account for 1 Quarter

STEEL VESSEL built under(1) Special Survey survey

Name of vessel Skjelskör Flag Danish

Description (2) Method of propulsion (Number of screws) propeller one Number of masts, and rig 0

Builder Ring Andersens Staalskibsværft

Place of construction Svendborg

Keel laid 19 , launched 19 , completed March 1915

Owners A/S. Dampskibsselskabet Skjelskör Port of registry Skjelskör.

Captain Lie Date of captain's certificate Signal letters

Class. ✠ 1. 3/3. P. 1. 1. A. C. P from

PRINCIPAL DIMENSIONS	BY RULES	REGISTERED (CUSTOMS)
Length between perpendiculars	60'.0	L. 59.4
Breadth moulded	16.0	B. 15.5
Depth: Top of keel to top of upper deck beams, at side.	6'-6"	
Depth: Top of keel to top of second deck beams, at side.		
Depth: Of hold, from top of floors (or double bottom) to top of deck beams at centre.	6'-1"	D. 5,9
Tonnage: Gross		49.32
Tonnage: Net		21.34
Tonnage: Under upper deck		34.17
Tonnage: Under second deck		

Summer freeboard (centre of disc) by British/French rules

measured from the upper edge of the deck line at (3) deck.

(4) Statutory deck line above the level of steel upper/wood second deck.

Depth of keel maximum load draft (5).

Approximate deadweight on summer freeboard (centre of disc)

Maximum number of cabin passengers of tween-deck passengers.

Electric lighting Wireless telegraphy

Submarine signals Night signalling

Disinfecting apparatus Special fire extinguishing apparatus

Length of principal superstructures (inside perpendiculars) Forecastle Bridge Poop (or raised deck)

Waterballast, number and capacity of compartments

Number of decks 1.

Number of tiers of hold beams

Number of watertight bulkheads 4.

Number of compartments 4

Number of hatchways on upper deck 0

Dimensions of hatchways

Diameter of chain cable 10/16

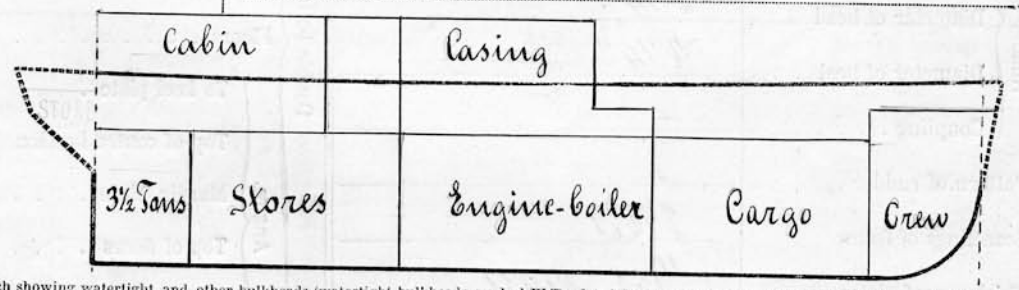

Sketch showing watertight and other bulkheads (watertight bulkheads marked W-T), plated decks, superstructures and raised decks, with their lengths inside perpendiculars (only superstructures extending to the ship's side to be mentioned), and ballast tanks with the capacity of each.

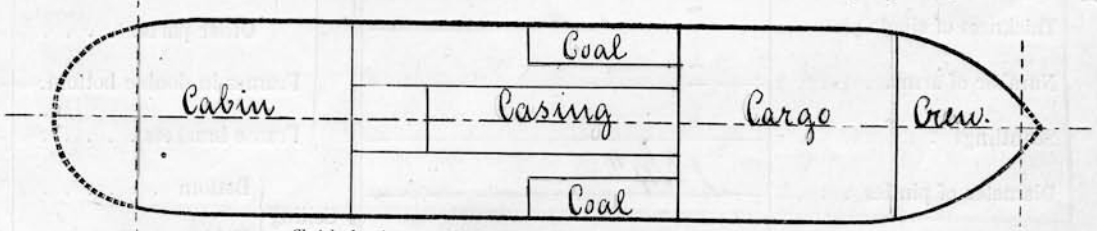

Sketch showing superstructures and cargo hatches, with their dimensions.

(1) Special or ordinary. — (2) Cargo vessel, passenger vessel, cargo and passenger vessel, oil tank vessel, tug, trawler, etc. — (3) Upper or second deck. — (4) If the freeboard is calculate by British rules. — (5) Maximum draft from bottom of keel on summer freeboard.

SCANTLINGS OF HULL

Longitudinal numeral = 60 × 16.00 × 6.5. = 6360.

Transverse numeral = 16 + 6,5 = 22.5

Proportions : $\frac{L}{B}$ = 60/16 = 3.75 $\frac{L}{D}$ = 60/6.5 = 9.23 $\frac{L}{D_1}$ = $\frac{B}{D}$ = $\frac{L}{12}$ =

Length of forecastle = 8'-9" ; Length of bridge = ; Length of poop =

— bridge = 38'-0" ; Length of poop = ;

— poop = 6'-0" ;

S_1 = ; L = S_2 = ; L =

ITEM	SCANTLINGS
Bar keel	Steel 15-13/50"
Stem. Material	Steel
Stem. Number of parts	1
Stem. Scantlings	4" x 1"
Stern Post. Material	Forged iron
Stern Post. Number of parts	1
Stern Post. Propeller post	4" x 2"
Stern Post. Rudder post	4" x 2"
Stern Post. Sole piece	4"
Rudder. Rudder Stock. Material	Forged iron
Rudder. Rudder Stock. Number of parts	1.
Rudder. Rudder Stock. Diameter of head	2 3/4"
Rudder. Rudder Stock. Diameter of heel	2 1/4"
Rudder. Rudder Stock. Coupling	–
Rudder. Pattern of rudder	6
Rudder. Scantlings of frame	2 1/2 x 1"
Rudder. Thickness of plates	11/50. Double.
Rudder. Thickness of single plate	–
Rudder. Number of arms	–
Rudder. Scantlings	–
Rudder. Diameter of pintles	1 3/4"
Rudder. Thickness of gudgeons	
Rudder. Bushes	

ITEM	SCANTLINGS
Number of screw shafts	
Shaft brackets. Material	
Shaft brackets. Scantlings	
Outer shafts	
Double bottom. Length over which double bottom extends	
Double bottom. System	
Double bottom. Top. Centre strake. In holds	
Double bottom. Top. Centre strake. In E & B space	
Double bottom. Top. Other strakes. In holds	
Double bottom. Top. Other strakes. In E & B space	
Double bottom. Top. Margin plate	
Double bottom. Side longitudinals	
Double bottom. Floors	
Double bottom. Angles. To keel plate	
Double bottom. Angles. Top of centre keelson	
Double bottom. Angles. Margin plate	
Double bottom. Angles. Top of floors	
Double bottom. Angles. On side longitudinals	
Double bottom. Angles. Other parts	
Double bottom. Frames in double bottom	
Double bottom. Frame brackets	
Ceiling. Bottom	
Ceiling. Holds	
Cement (parts cemented)	

SCANTLINGS OF HULL

NUMBER, SKETCH & SCANTLINGS	NUMBER, SKETCH & SCANTLINGS
Centre keelson. 11" x 11/50. 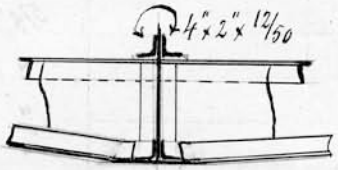	Bilge keelsons (Number).
Side keelsons (Number). 0	Stringers & hold stringers. Number 4" x 2" x 11/50" ⊥

		For ____ length amidships	At ends
Frames	Type of frame	Angle	
	Scantlings	3" x 2½ x 11/50.	3" x 2½" x 11/50.
	Spacing	21"	
	Reverse frames extend to	End of floors	

		In E and B space	In holds	At ends
Deep frames.	Type of frames			
	Scantlings			
	Height to which they extend.			

		In E and B space	In holds	At ends
Web frames.	Breadth and thickness.			
	Shell angle.			
	Face angles			
	Diamond plate			
	Height to which they extend.			

		In E and B space	In holds	At ends
Floorplates (vessels without double bottom).	Depth and thickness at centre line	9" x 12/50.	9" x 11/50.	9" x 11/50.

			For 1 length amidships	At ends	Hatch beams
Beams and hold beams.	Upper deck.	Type & scantlings	L 4" x 2" x 14/50".		
		Number of frame spaces apart	21"		
		Thickness of knees	12" x 12/50".		
	2nd deck.	Type & scantlings			
		Number of frame spaces apart			
		Thickness of knees			
	3rd deck.	Type & scantlings			
		Number of frame spaces apart			
		Thickness of knees			
	4th deck.	Type & scantlings			
		Number of frame spaces apart			
		Thickness of knees			

			Forecastle	Bridge or Promenade deck	Poop
	Erection decks.	Type & scantlings			
		Number of frame spaces apart	4" x 2" x 14/50.	3" x 2½" x 11/50. 42"	4" x 2½ x 14/50.
		Thickness of knees			

SCANTLINGS OF HULL

SHELL PLATING

	For ____ length amidships	Reduced to	DIAMETER OF RIVETS	BUTTS	LONGITUDINAL SEAMS
Plate keel (breadth & thickness)	36 x 15-13/50"		5/8"	4 1/4	2 1/4
Doubling plate (thickness)	–		"	"	"
Garboard strake (thickness)	11/50.		"	"	"
Bottom strakes (thickness)	11 – 15/50.		"	"	"
Bilge strakes (thickness)	11 – 15/50.		"	"	"
Side plating (thickness)	11 – 15/50.		"	"	"
Sheer strake (breadth & thickness)	12/50 x 36"		"	"	"
Doubling plate (breadth & thickness)	–				
Awning deck and bridge side plating (thickness)	–				
Awning deck and bridge sheer strakes (breadth and thickness)	–				

Forecastle plating (thickness) 9/50. Forecastle sheer strake (breadth & thickness) ____

Poop or raised deck plating (thickness) ____

Poop or raised deck sheer strake (breadth & thickness) ____

DECK PLATING

Upper deck.

Stringer (breadth & thickness) ____

Stringer angle ____

Inner angle ____

Thickness of plating: amidships ____ butts ____ riveted.

Thickness of plating: at ends ____ butts ____ riveted.

Thickness of plating: between hatches ____ butts ____ riveted.

Tie plates & diagonals ____

Wood deck (description & thickness) ____

Second deck.

Stringer (breadth & thickness) ____

Stringer angle ____

Inner angle ____

Thickness of plating: amidships ____ butts ____ riveted.

Thickness of plating: at ends ____ butts ____ riveted.

Thickness of plating: between hatches ____ butts ____ riveted.

Tie plates & diagonals ____

Wood deck (description & thickness) ____

Erection decks. (Lower promenade deck.)

Stringer (breadth & thickness) 12" x 10/50.

Stringer angle ⌊ 4" x 4" x 10/50

Inner angle ____

Thickness of plating: amidships 4" butts 1/2 riveted.

Thickness of plating: at ends " butts " riveted.

Thickness of plating: between hatches " butts " riveted.

Tie plates & diagonals 9" x 10/50.

Wood deck (description & thickness) 2"

Third deck.

Stringer (breadth & thickness) ____

Stringer angle ____

Inner angle ____

Thickness of plating: amidships ____ butts ____ riveted.

Thickness of plating: at ends ____ butts ____ riveted.

Thickness of plating: between hatches ____ butts ____ riveted.

Tie plates & diagonals ____

Wood deck (description & thickness) ____

Fourth deck.

Stringer (breadth & thickness) ____

Stringer angle ____

Inner angle ____

Thickness of plating: amidships ____ butts ____ riveted.

Thickness of plating: at ends ____ butts ____ riveted.

Thickness of plating: between hatches ____ butts ____ riveted.

Tie plates & diagonals ____

Wood deck (description & thickness) ____

Upper promenade deck.

Stringer (breadth & thickness) ____

Stringer angle ____

Inner angle ____

Thickness of plating: amidships ____ butts ____ riveted.

Thickness of plating: at ends ____ butts ____ riveted.

Thickness of plating: between hatches ____ butts ____ riveted.

Tie plates & diagonals ____

Wood deck (description & thickness) ____

SCANTLINGS OF HULL

Pillars.

Material, diameter (Thickness of hollow pillars).

- Hold pillars: 4" Solid — Number of rows:
- Upper tween-decks — Spacing in centre row (N° of frame spaces):
- Lower tween-decks — Spacing athwartships:
- Superstructures

Girders.

- Fore & aft
- Athwartships

Watertight Bulkheads.

Number of watertight bulkheads: 4 — On frames N^os: 4 - 10 - 22 - 30.

Collision Bulkhead

- Plates: Lower 10/50" ; Upper 10/50"
- Stiffeners. vertical: Scant^gs 3" x 2 1/2 x 13/50. ; Spacing 30"
- Stiffeners. horizont.: Scant^gs ; Spacing
- Web plates

Other bulkheads

Observations

		Forecastle.	Bridge *Front Bulkhead*	Bridge *After Bulkhead*	Poop	Raised Deck
End bulkheads of superstructures	Thickness: Coaming plate					
	Thickness: Other plates					
	Vertical stiffeners: scantlings					
	Vertical stiffeners: spacing					
	Spacing of knees					
	horizont. stiffeners: scantlings					
	horizont. stiffeners: spacing					

Deck houses

- Height & thickness of coaming plate
- Coaming angle
- Thickness of plating

		Forecastle.	Bridge *Front Bulkhead*	Bridge *After Bulkhead*	Poop	Raised Deck
Upper deck	Length & breadth.					
	Height & thickness of coaming					
	Hatch webs: N° and Material					
	Hatch webs: Scantlings.					
Hatches	Fore- and afters: N° and Material					
	Fore- and afters: Scantlings.					
	Thickness of hatch covers					

Bulwarks, height & thickness: 33" x 9/50" — Length of bulwarks in well:

Bulwark Stanchions, scantlings & spacing: c. 3'-6" — how fixed to deck:

Number of freeing ports & area each side: 2 — 8" x 12"

Is there a gangway over the well

Sidelights and cargo ports

- Description & position

EQUIPMENT

Longitudinal numeral. . . . . .

Half capacity of principal superstructures (Forecastle, bridge, poop) . . . . .

Quarter capacity of other superstructures (Deck-houses). . . . . .

Numeral for hawsers & warps . . . . . .

— for anchors & chains, sailing vessels . . . . . .

— — — steamers (one third less) . . . . . .

Anchors

bower . . . 1st pattern 2 Stk a 3 cwt weight (1) ~~including stock~~ ex

bower . . . 2nd — — — —

bower . . . 3rd — — — —

stream anchor . . pattern — — —

kedge — . . — — — —

Windlass-Type

Chain cables (2) Stud link.

Diameter . . . 10/16"

Total length . . 45 fath

N° of lengths . .

Hawsers and Tow line.

50 fath. 7½" hemp.

Masts & Spars.

Number of masts ..... System ..... Number of derricks .....

Length of lower mast from partners to hounds					
Diameter & thickness at head and heel					
Length of top-mast					
Diameter & thickness head and heel					
Length of top-gallant mast					
Diameter and thickness head and heel					
Length of lower yards					
Diameter and thickness middle and ends					
Length, diameter and thickness middle and ends — Lower topsail yard					
Upper topsail yard					
Lower topgallant yard					
Upper topgallant yard					
Royal yard					
Stays (circumference iron or steel)					
Shrouds d°					
Back stays d°					

State if ratlines and foot-ropes are strong .....

Boats

Number and dimensions of life-boats and other boats, material, N° of rafts, N° of pairs of davits, system :

Engelhardts Baad. 12' × 6' × 2'-2"

(1) "Not" when weight of stock is excluded.
(2) "Not" when links are not studded.

Ventilators. Number of ventilators in the various compartments. — Diameters of ventilators. — Height of coamings and cowls. — Goose necks and mushroom ventilators

Steering Gear.

Method of working (hand or steam) hand gear. Earl Axelsen.

Auxiliary Gear aft (system)

Steering engine (type and position)

Number of steering positions (where situated)

Quadrant, material and scantlings

Steering chains (diameter) Wire 2" Steering rods

State if rudder is fitted with a shackle Whether steering chains have buffers

Hand Pumps. Number, dimensions, delivery (in tons per hour) and position of pumps. — Pump Wells

3½" pipe 2. one for bilge
one for Stores

Winches and derricks. Number and power —

OUTFIT & SPARE GEAR FOR HULL

For sailing & steam vessels.

Forge and tools

Iron or steel plates & rivets.

Carpenter's tools.

Caulking tools

Relieving tackle

Shackles for steering chains.

Joining Shackles for chain cables

Anchor or end shackles.

Fire buckets and hatchets

Stretching screws

For sailing vessels only.

Spare sails for square rigged vessels:
- Fore top mast staysail
- Jib
- Mainsail
- Foresail
- Topsail complete
- Top-gallant sail complete.

Spare sails for fore and aft rigged vessels:
- Fore topmast staysail.
- Jib
- Trysail

Spare spars for vessels with fidded masts,
- (a) Spars suitable for topmast or topsail yard and topgallant mast.
- (b) Spars suitable for topgallant yard.

Spare spars for vessels with pole masts.
- (a) Spars suitable for topgallant mast & lower topgallant yard.
- (b) Spars suitable for topgallant yard.

Makers of Materials (Nos of certificates & test sheets).

Plader: Geisweider Eisenwerke A.-G. Geisweid pr. Siegen

Vinkler og T Jern: Consett Iron Works. Consett

Tests of watertight bulkheads, ballast tanks, peaks, deep tanks, holds of tank vessels (dates of tests, head of water)

25/1. 1915. 5 fod ov. load-line.

Tests of anchor gear, pumps, &c.

Ankere og Kæde mangle, da de ikke kunne faas hjem pa England

Remarks on workmanship. Particulars of vessels for special purposes

The workmanship is satisfactory.

Number of visits	
Certificate	12,00.
Fees	108,00.
Days of absence	
Travelling expenses, &c.	0.50.
TOTAL	120,50

At Svendborg the 20th of March 1915.

SURVEYOR,

J. Bachmann.

IMP. CHAIX. — 31705-12-14.